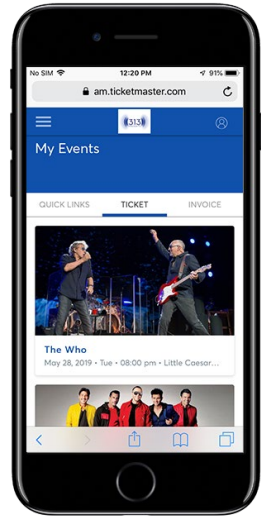
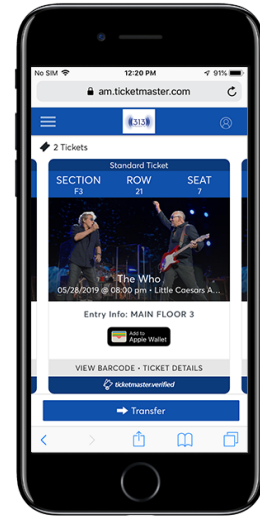


1. Visit 313Presents.com/MyAccount from your mobile device to sign in to your 313 Presents Account Manager.



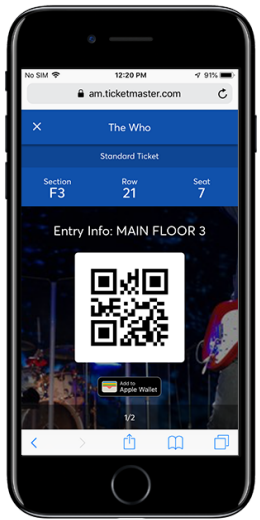
2. Tap on the card for the event you are attending to view and manage your tickets.



3. Tap "View Barcode" to display the QR code that you will present at the venue entrance.

We encourage you to add your tickets to Apple Wallet before arriving.

Tap "Add to Apple Wallet" to add tickets to your mobile wallet. **Please Note:** This functionality does not currently exist for Android users, unless accessing tickets from the app.



4. Present the QR code for scanning at entry using either your mobile browser or accessing your mobile wallet.